

3804c03en\_08

## Compatibility of devices, assortments, and applications

Device	Suitable for → Documentation ↓	RAD	CLC	FNC	VAV	FPB	INT	LAB
<b>DESIGO RXA room controllers without bus communications</b>								
<b>RXA20.1, RXA21.1, RXA22.1</b> *)	Room controllers for fan coil systems, chilled ceilings and radiators			X				
<b>RXA29.1</b> *)	Room controller for fan coil systems			X				
<b>DESIGO RXB room controllers with EIB bus communications</b>								
<b>RXB10.1</b> *)	Room controller in room-style housing for CLC, RAD and VAV systems, supply or extract air ( <i>EIB</i> )	X	X		X			
<b>RXB21.1</b> *)	Room controllers for fan coil systems ( <i>Communications EIB</i> ) FC-06			X				
<b>RXB21.1, RXB22.1</b> *)	Room controllers for fan coil systems ( <i>KNX</i> ) FC-08, FC-09			X				
<b>RXB21.1, RXB22.1</b>	Room controllers for fan coil systems and radiators, ( <i>KNX</i> ) FC-10, FC-11, FC-12			X				
<b>RXB24.1</b>	Room controller for chilled ceilings and radiators, ( <i>KNX</i> ) CC-02	X	X					
<b>RXB39.1</b>	Room controllers for fan coil systems ( <i>KNX</i> ) FC-13			X				
<b>RXL21.1, RXL22.1</b>	Room controllers for fan coil systems and radiators, <i>proprietary communication</i> , FC-10-11-12			X				
<b>RXL24.1</b>	Room controller for chilled ceilings and radiators, <i>proprietary communications</i> , CC-02	X	X					
<b>RXL39.1</b>	Room-Controller for fan coil systems ( <i>KNX</i> ) FC-13			X				
<b>DESIGO RXC room controllers with LonWorks® bus communications</b>								
<b>RXC10</b>	Room controller in room-style housing for CLC, RAD and VAV systems (supply or extract air)	X	X		X			
<b>RXC20, RXC21, RXC22</b>	Room controllers for fan coil systems, chilled ceilings and radiators	X	X	X				
<b>RXC30</b>	Room controller for radiators and chilled ceilings with lighting control		X					
<b>RXC31</b>	Room controller for VAV systems (supply or extract air)				X	X	X	
<b>RXC32</b>	Room controller for VAV systems (supply air, with built-in pressure sensor)				X			
<b>RXC34</b> *)	Room controller (basic module) for the control of <b>fume hoods</b> in laboratory rooms							X
<b>RXC34/ALG</b> *)	Controller with LonWorks® interface, freely programmable, in particular for <b>laboratory rooms</b>							X
<b>RXC38</b> *)	Room controller for special applications (Any standard application can be used as a basis)							
<b>RXC39</b>	Room-Controller for fan coil systems			(X)				
<b>RXC40</b>	Extension module for RXC30, RXC31 and RXC39, for lighting control		(X)		(X)		X	
<b>RXC41</b>	Extension module for RXC30, RXC31 and RXC39, for blind control		(X)		(X)		X	
<b>Integration interfaces, commissioning and service aids</b>								
<b>PXX-L11, PXX-L12 (V4)</b>	Extension modules (in conjunction with PXC00....D)							
<b>PXC....D, PXC...-E.D</b>	Automation stations, modular series							
<b>PXR11, PXR12 (V2.37)</b> *)	System controllers							
<b>NIDES.RX</b> *)	LON/LonMark Interface for integration in Unigr, Visonik, and Integral							
<b>RXT10.3</b>	Commissioning and service tool (Software) incl. CD-ROM							
<b>RXT10.5</b>	Commissioning and service tool (Software) incl. CD-R							
<b>RXT20.1</b>	Service terminal for RXB / RXL and RXC							
<b>QAX34.3</b>	Commissioning tool for RXB / RXL							

\*) Product phased out

Device		Documentation ↓
<b>NIEIBV2</b> ( <i>Old</i> )	EIB communication interface (NOT for KNX)	CA2N9732
<b>PX KNX</b>	System controller PXC00-U + PXA30-K11 *) (for RXB / RXL)	CM1N9280 + CA1N9221
	System-Controller PXC001 (für RXB / RXL)	CM1N9223
<b>OCI700.1</b>	ACS System operating software and service interface OCI700 (for RXB / RXL)	CE1N5655
<b>ETS3, ETS4</b>	EIB / KNX Tool Software (supplied by: EIBA Brussels, www.eiba.com) (for RXB)	----

#### DESIGO RX room operation

<b>QAX30.1</b>	Room unit with temperature sensor	CA2N1741
<b>QAX31.1</b>	Room unit with temperature sensor and setpoint adjustment	CA2N1741
<b>QAX32.1</b>	Room unit with temperature sensor, setpoint adjustment and ⏻/Auto switch	CA2N1641
<b>QAX33.1</b>	Room unit with temperature sensor, setpoint adjustment and ⏻/Auto / Fan speed switch	CA2N1642
<b>QAX34.1</b>	Room unit with temp. sensor, setpoint adjustment, ⏻/Auto / Fan speed switch and LCD display	CA2N1645
<b>QAX34.2 (OEM)</b>	Room unit with temp. sensor, setpoint adjustment, ⏻/Auto / Fan speed switch and LCD display	CA2N1647
<b>QAX34.3</b>	Room unit with temp. sensor, setpoint adjustment, ⏻/Auto / Fan speed switch and LCD display. With HandyTool functionality for RXB and RXL	CA2N1640
<b>QAX39.1</b>	Universal setpoint adjuster	CA2N1646
<b>QAX50, QAX51</b>	Flexible room unit with temperature sensor, setpoint adjustment, ⏻/Auto / Fan speed switch, LCD display and rocker switches for lighting and blinds (RXC only, communication LONWORKS®)	CA2N1648
<b>QAX60.1, QAX61.1</b> ( <i>Old</i> )	License for Intranet room operation (10 rooms) with software (DESIGO V1 only!)	CA2B3807
<b>QAX84.1/PPS2</b> <b>QAZ84.1. RXZ80.1/PPS2</b>	Flush-mounted room unit with temp. sensor, setpoint adjustment, ⏻/Auto / Fan speed switch and LCD display	CA2N1649
<b>QAX90.1 *)</b>	Wireless room unit with temperature sensor	CA2N1643
<b>QAX91.1 *)</b>	Wireless room unit with temperature sensor and setpoint adjustment	CA2N1643
<b>RXZ90.1 *)</b>	Receiver for wireless room units, with PPS" interface	CA2N1644
<b>QAX95.1, QAX96.1</b> ( <i>replaced</i> )	Wireless and batteryless room units with EnOcean interface	CM2N1660
<b>QAX95.4, QAX96.4,</b> <b>QAX97.4, QAX98.4</b>	Wireless and batteryless room units with EnOcean interface	CM2N1663
<b>RXZ95.1/LON</b>	Gateway EnOcean–LonWorks	CM2N1661
<b>RXZ97.1/KNX</b>	Gateway EnOcean–KNX	CM2N1662
<b>QAA29.01/ALG</b>	Room unit with temp. sensor, setpoint adjustment and fan speed switch (without PPS2, for RXA)	CE1N1723
<b>QAA29.11/ALG</b>	Room unit with temperature sensor and setpoint adjustment (without PPS2, for RXA)	CE1N1723
<b>QAA24</b>	Room unit with temperature sensor (without PPS2, for RXA)	CM1N1721
<b>QAA27</b>	Room unit with temperature sensor and setpoint adjustment (without PPS2, for RXA)	CM1N1721
<b>BSGN-U1</b> ( <i>replaced</i> )	Universal setpoint adjuster (without PPS2, for RXA)	CA1N1985
<b>BSG21.5</b>	Universal setpoint adjuster (without PPS2, for RXA)	CE1N1991

\*) Product phased out

Device	Suitable for →		RAD	CLC	FNC	VAV	FPB	INT *)	LAB
	Documentation ↓								

\*) INT: see CLC and. VAV as suitable

## Sensors

### Temperature sensors LG-Ni 1000

<b>QAM2120.040</b>	Duct temperature sensor (40 cm)	Replaces QAM22	CE1N1761				X			X
<b>QAM2120.200</b>	Duct temperature sensor (200 cm)	Replaces QAM22.2	CE1N1761				X			X
<b>QAM2120.600</b>	Duct temperature sensor (600 cm)	Replaces QAM22.6	CE1N1761				X			X
<b>QAM22 (replaced)</b>	Duct temperature sensor		CM1N1771				X			X
<b>QAP22</b>	Cable temperature sensor		CM1N1831	X	X	X	X	X		
<b>QAA24</b>	Room temperature sensor		CM1N1721	X	X	X	X	X		
<b>QAT22</b>	Window temperature sensor (for special RXC applications only)		CE1N1830							
<b>AQR2500N.. &amp; AQR2531ANW</b>	Flush mount room temperature sensor	new	CE1N1410	X	X	X	X	X		

### Air quality sensors room

<b>QPA1000</b>	VOC	new	CM1N1961				X			
<b>AQR2547N.. &amp; AQR2530NNW</b>	Flush mount VOC sensor	new	CE1N1410				X			
<b>QPA2000</b>	CO <sub>2</sub> sensor	Replaces QPA63.1	CM1N1961				X			
<b>AQR2546N.. &amp; AQR2530NNW</b>	Flush mount CO <sub>2</sub> sensor	new	CE1N1410				X			
<b>QPA2002</b>	CO <sub>2</sub> / VOC sensor	Replaces QPA63.1 + AQP63.1	CM1N1961				X			
<b>QPA2002D</b>	CO <sub>2</sub> / VOC sensor with Display	Replaces QPA63.2 + AQP63.1	CM1N1961				X			
<b>QPA2060, QPA2060D</b>	CO <sub>2</sub> / T Sensor (...D with Display)	new	CM1N1961				X			
<b>AQR2546N.. &amp; AQR2532NNW</b>	Flush mount CO <sub>2</sub> / T sensor	new	CE1N1410				X			
<b>QPA2080, QPA2080D</b>	CO <sub>2</sub> / T Sens. passive LG-Ni1000 (...D with Display)	new	CM1N1961				X			
<b>AQR2546N.. &amp; AQR2534NNW</b>	Flush mount CO <sub>2</sub> / CO <sub>2</sub> / T sens. passive LG-Ni1000	new	CE1N1410				X			

### Air quality sensors duct

<b>QPM1100</b>	VOC	new	<b>CM1N1962</b>				X			
<b>QPM2100</b>	CO <sub>2</sub> sensor	Replaces QPA63.1 + ARG64	CM1N1962				X			
<b>QPM2102, QPM2102D</b>	CO <sub>2</sub> / VOC sensor (...D with Display)	Replaces QPA63.1 + AQP63.1 + ARG64	CM1N1962				X			
<b>QPM2160, QPM2160D</b>	CO <sub>2</sub> / T sensor (...D with Display)	new	CM1N1962				X			
<b>QPM2180</b>	CO <sub>2</sub> / T sensor passive LG-Ni1000	new	<b>CM1N1962</b>				X			
<b>ARG64 (replaced)</b>	Duct mounting accessory set						X			
<b>QPA63... (replaced)</b>	CO <sub>2</sub> / VOC sensor		CM1N1958				X			

### Dew point sensor


<b>QXA2000 / AQX2000</b>	Condensation detector / Supply unit (replaced by QXA2603)		CM1N1542		X					
<b>QXA2001 / AQX2000</b>	Condensation Monitor with offset sensor head / power supply (replaced by QXA2604)		CM1N1542		X					
<b>QXA2601 / S55720-T325</b>	Condensation monitor, for mounting on pipes, AC 24 V		CB1N3302		X					
<b>QXA2602 / S55720-T326</b>	Condensation monitor with remote sensor head, for mounting on surfaces, AC 24 V		CB1N3302		X					
<b>QXA2603 / S55720-T327</b>	Condensation monitor, for mounting on pipes, AC 230 V		CB1N3302		X					
<b>QXA2604 / S55720-T328</b>	Condensation monitor with remote sensor head, for mounting on surfaces, AC 230 V		CB1N3302		X					

Device		Suitable for →	Documentation ↓	RAD	CLC	FNC	VAV	FPB	INT *)	LAB
<i>Differential pressure sensors</i>										
<b>QBM2030</b>	Differential pressure sensor with linear characteristic	<i>Replaces QBM62.2..</i>	CE1N1916				X	X		
<b>QBM3020</b>	Differential pressure sensor with linear / extracting-the-root characteristic	<i>Replaces. QBM65-...</i>	CA1N1910				X	X		
<b>QBM3020...D</b>	Differential pressure sensor with linear characteristic and display	<i>Replaces QBM65.1-...</i>	CA1N1910				X	X		
<b>QBM3020</b>	Differential pressure sensor with linear / extracting-the-root characteristic	<i>Replaces. QBM65.2-...</i>	CA1N1910				X	X		
<b>QBM40..</b>	As QBM3020..., with calibration certificate	<i>Replaces QBM65-.../C</i>	CE1N1919				X	X		
<b>QBM41..</b>	As QBM3020; output signal 4 ... 20 mA	<i>Replaces QBM75-.../C</i>	CE1N1919				X	X		
<b>QBM81-...</b>	Differential pressure switch		CA1N1552				X	X		
<b>QBM62.1.. (Replaced)</b>	Differential pressure sensor with extracting-the-root characteristic		CM1N1913				X	X		
<b>QBM62.2.. (Replaced)</b>	Differential pressure sensor with linear characteristic		CM1N1914				X	X		

\*) INT: see CLC and. VAV as suitable

The following products have been deleted from the list: QAP21.1; AQP63.1 and QFX21

## Valves and actuators AC 24 V

 **Caution!**

**Actuators and valves** → refer to the table on the last page and folding leaflet "Leporello", Z-B01350501EN

- The thread of all the actuators is such that they can be fitted to both "push-to-open" and "pull-to-open" valves.
- However, **RX applications do not support inverse control**. In other words "pull-to-open" valves may be fitted only with pull-action actuators, and "push-to-open" valves only with push-action actuators.
- This means that the valve / actuator assemblies in all RX applications are **always closed when de-energized**.

**Parallel operation of thermic actuators:**

- Irrespective of the manufacturer, the configuration should be "3rd party thermic".

Device	Suitable for →	Documentation ↓	RAD	CLC	FNC	VAV	FPB	Valves	Remarks	
<b>Actuators, 3-position, thermic</b>										
<b>STA73...</b> <b>STA72E</b> <i>(replaced by STA73...)</i>  Thermic actuator, AC 24 V, 100 N, for radiator valves pluggable cable (with optional LED display)  <i>VD..., VE..., VU... replaced by VDN..., VEN..., VUN..</i>								<b>STA73...</b>	<b>Pull-to-open actuator</b>	<b>CE1N4884</b>
								<b>STA72E</b>	<b>Pull-to-open actuator</b>	<b>CE1N4875</b>
		X	o					VDN..., VEN..	Radiator valves	CE1N2105, CE1N2106
		X	o					VUN..	Radiator valves	CE1N2106
		X	o					VPD..., VPE..	MiniCombi valves	CE1N2185
		o	X					VD..CLC	High flow rate	CE1N2103
		o	o					VD..,VE...	Radiator valves	CE1N2161
		o	o					VU..	Radiator valves	CE1N2163
<b>STP73...</b> <b>STP72E</b> <i>(replaced by STP73...)</i>  Thermic actuator, AC 24 V, 100N, for small valves pluggable cable (with optional LED display)								<b>STP73...</b>	<b>Push-to-open actuator</b>	<b>CE1N4884</b>
								<b>STP72..</b>	<b>Push-to-open actuator</b>	<b>CE1N4876</b>
			X	X	X			V..P47..	Small valves up to 4 m <sup>3</sup> /h	CA1N4847
			X	X	X			V..P47..S	Small valves up to 4 m <sup>3</sup> /h, Konnex	CA1N4850
				o	o			2W..., 4W..., 5W..	with adapter AL100	CA1N4846
<b>STA71, STA71E,</b> <b>STE71.1</b> <i>(replaced by STA73)</i>  Thermic actuator, AC 24 V, 105 N, for radiator valves								<b>STA71..</b>	<b>Pull-to-open actuator</b>	<b>CE1N4877</b>
								<b>STE71.1</b>	<b>Pull-to-open actuator</b>	<b>CA1N4874</b>
		o	o					VD..,VE...	Radiatorventile	CE1N2161
		o	o					VU..	Radiatorventile	CE1N2163
<b>STP71 ,STP71E</b> <i>(replaced by STP73)</i>  Thermic actuator, AC 24 V, 105 N, for small valves								<b>STP71 ,STP71E</b>	<b>Push-to-open actuator</b>	<b>CE1N4878</b>
				o	o			V..P47..	Small valves	CA1N4847
				o	o			V..P47..S	Small valves, Konnex	CA1N4850
				o	o			2W..., 4W..., 5W..	with adapter AL100	CA1N4846
<b>STE72 (Old)</b>  Thermic actuator, AC 24 V, 125 N, for small valves								<b>STE72</b>	<b>Push-to-open actuator</b>	<b>CA1N4873</b>
								2W..., 4W..., 5W..	with adapter AL100	CE1N4846
<b>2W..., 4W..., 5W.. (Old)</b>  Fixed combination valve + actuator								2W..., 4W..., 5W..	Fixed combination	CE1N4846

### Key

- X Preferred solution  
 o Admitted solution (eventually with restrictions) → consider only if X is not feasible.  
*Details see table "Suitable valve actuators", see page 12*

Device		Suitable for →		RAD	CLC	FNC	VAV	FPB
		Documentation ↓						
<b>Actuators, 3-position, motoric</b>		<b>Valves</b>	<b>Remarks</b>					
<b>SSA81...</b> Motoric actuator, AC 24 V, 3P, nominal stroke 2,5 mm, 100 N, M30 x 1.5  <i>VD..., VE..., VU... replaced by VDN..., VEN..., VUN..</i>		<b>SSA..</b>	<b>Pull-to-open actuator</b>	<b>CE1N4893</b>				
		VDN..., VEN..	Radiator valves	CE1N2105, CE1N2106	X	o		
		VUN..	Radiator valves	CE1N2106	X	o		
		VPD..., VPE..	MiniCombi valves	CE1N2185	X	o		
		VD..CLC	High flow rate	CE1N2103	o	X		
		VD...,VE...,	Radiator valves	CE1N2161	o	o		
		VU..	Radiator valves	CE1N2163	o	o		
<b>SSP81...</b> Motoric actuator, AC 24 V, 3P, nominal stroke 2,5 mm, 160 N, M30 x 1.5		<b>SSP..</b>	<b>Push-to-open actuator</b>	<b>CA1N4864</b>				
		V..P47..	Small valves up to 4 m <sup>3</sup> /h	CA1N4847		X	X	X
		V..P47..S	Small valves up to 4 m <sup>3</sup> /h, <b>CONEX compression fittings</b>	CA1N4850		X	X	X
<b>SSP81.04</b>	as <b>SSP81</b> , but 43 sec running time (instead of 150 sec)	2W..., 4W..., 5W..	with adapter AL100	CA1N4846			o	o
<b>SSB81...</b> Motoric actuator, AC 24 V, 3P, nominal stroke 5,5 mm, 200 N, 3/4 "		<b>SSB..</b>	<b>Push-to-open actuator</b>	<b>CA1N4891</b>				
		V..P45..	up to 6.3 m <sup>3</sup> /h	CM1N4845		X	X	
		V..P45..S	up to 6.3 m <sup>3</sup> /h <b>CONEX compression fittings</b>	CM1N4845		X	X	
<b>SSD81...</b>	Motoric actuator, AC 24 V, 3P, nominal stroke 5,5 mm, 250 N M30 x 1.5	<b>SSD..</b>	<b>Antrieb öffnet stossend</b>	<b>CA1N4861</b>				
<b>SSC81...</b>	Motoric actuator, AC 24 V, 3P, nominal stroke 5,5 mm (self-calibrating), 300 N, 3/4 "	<b>SSC..</b>	<b>Push-to-open actuator</b>	<b>CA1N4895</b>				
<b>SSP51KNX</b> <i>parameterized as pull-to-open</i> (introduction 2010> Alternative: KNX actuators by Theben)	Motoric actuator, AC 24 V, 3P, nominal stroke 2,5 mm, 120 N M30 x 1.5	V..P45..	over 6.3 m <sup>3</sup> /h	CM1N4845				
		<b>SSP51KNX</b>	<b>Pull-to-open actuator</b>	CE1N4866				
		VDN..., VEN..	Radiator valves	CE1N2105, CE1N2106	X	o		
		VUN..	Radiator valves	CE1N2106	X	o		
		VPD..., VPE..	MiniCombi valves	CE1N2185	X	o		
		VD..CLC	High flow rate	CE1N2103	o	X		
		VD...,VE...,	Radiator valves	CE1N2161	o	o		
<b>SSP51KNX</b> <i>parameterized as push-to-open</i> (introduction 2010; Alternative: KNX actuators by Theben)	Motoric actuator, AC 24 V, 3P, nominal stroke 2,5 mm, 120 N M30 x 1.5	VU..	Radiator valves	CE1N2163	o	o		
		<b>SSP51KNX</b>	<b>Push-to-open actuator</b>	CE1N4866				
		V..P47..	Small valves up to 4 m <sup>3</sup> /h	CA1N4847		X	X	X
		V..P47..S	Small valves up to 4 m <sup>3</sup> /h, Konnex	CA1N4850		X	X	X
<b>SQS81 (Old)</b>	Motoric actuator, nominal stroke 5,5 mm, 300 N, M30 x 1.5	2W..., 4W..., 5W..	with adapter AL100	CA1N4846			o	o
<b>SQS81</b>	Motoric actuator, nominal stroke 5,5 mm, 300 N, M30 x 1.5	<b>SQS81</b>	<b>Push-to-open actuator</b>	CM1N4575				
		VMP43...	Small valves	CM1N4841		o	o	o

**Key**

**X** Preferred solution  
**o** Admitted solution (eventually with restrictions) → consider only if **X** is not feasible.  
*Details see table "Suitable valve actuators"*

Device (DC 0...10 V, with RX..39 only)		Suitable for →	RAD	CLC	FNC	VAV	FPB	
		Documentation ↓						
<b>Actuators, 3-position, motoric, DC 0...10 V control</b>		<b>Valves</b>	<b>Remarks</b>					
<b>SSA61...</b> Motoric actuator, AC 24 V, 3P, nominal stroke 2,5 mm, 100 N, M30 x 1.5  <i>VD..., VE..., VU... replaced by VDN..., VEN..., VUN..</i>		<b>SSA..</b>	<b>Pull-to-open actuator</b> <b>CE1N4893</b>					
		VDN..., VEN..	Radiator valves	CE1N2105, CE1N2106	X	o		
		VUN..	Radiator valves	CE1N2106	X	o		
		VPD..., VPE..	MiniCombi valves	CE1N2185	X	o		
		VD..CLC	High flow rate	CE1N2103	o	X		
		VD...,VE...	Radiator valves	CE1N2161	o	o		
		VU..	Radiator valves	CE1N2163	o	o		
<b>SSP61...</b> Motoric actuator, AC 24 V, 3P, nominal stroke 2,5 mm, 160 N, M30 x 1.5		<b>SSP..</b>	<b>Push-to-open actuator</b> <b>CA1N4864</b>					
		V..P47..	Small valves up to 4 m <sup>3</sup> /h	CA1N4847		X	X	X
		V..P47..S	Small valves up to 4 m <sup>3</sup> /h, <b>CONEX compression fittings</b>	CA1N4850		X	X	X
<b>SSP61.04</b> as <b>SSP81</b> , but 43 sec running time (instead of 150 sec)		2W..., 4W..., 5W..	with adapter AL100	CA1N4846		o	o	
		<b>SSB..</b>	<b>Push-to-open actuator</b> <b>CA1N4891</b>					
<b>SSB61...</b> Motoric actuator, AC 24 V, 3P, nominal stroke 5,5 mm, 200 N, 3/4 "		V..P45..	up to 6.3 m <sup>3</sup> /h	CM1N4845		X	X	
		V..P45..S	up to 6.3 m <sup>3</sup> /h, <b>CONEX compression fittings</b>	CM1N4845		X	X	
<b>SSD61...</b> Motoric actuator, AC 24 V, 3P, nominal stroke 5,5 mm, 250 N, M30 x 1.5		<b>SSD..</b>	<b>Antrieb öffnet stossend</b> <b>CA1N4861</b>					
<b>SSC61...</b> Motoric actuator, AC 24 V, 3P, nominal stroke 5,5 mm (self-calibrating), 300 N, 3/4 "		<b>SSC..</b>	<b>Push-to-open actuator</b> <b>CA1N4895</b>					
		V..P45..	over 6.3 m <sup>3</sup> /h	CM1N4845				

**Key**

X Preferred solution  
o Admitted solution (eventually with restrictions) → consider only if X is not feasible.  
*Details see table "Suitable valve actuators"*



Device	Suitable for →	Documentation ↓	RAD	CLC	FNC	VAV	FPB	INT <sup>*)</sup>	LAB
<b>Air damper actuators</b>									
<b>GDB131.1E / GLB131.1E</b>	Rotary actuator, 5/10 Nm, AC 24 V, 3-position	CM2N4634			X	X	X	X	
<b>GDB161.1E / GLB161.1E</b>	Rotary actuator, 5/10 Nm, DC 0 ... 10 V	CM2N4634				X	X	X	
<b>GEB131.1E</b>	Rotary actuator, 15 Nm, AC 24 V, 3-position	CM2N4621			X	X	X	X	
<b>GEB161.1E</b>	Rotary actuator, 15 Nm, AC 24 V, DC 0 ... 10 V	CM2N4621				X	X	X	
<b>GQD131.1A</b>	Rotary actuator, 2 Nm, AC 24 V, 3-position, spring return for emergency position (power failure)	CE1N4605			X				
<b>GMA131.1E</b>	Rotary actuator, 7 Nm, AC 24 V, 3-position, spring return for emergency position (power failure)	CM2N4614			X				
<b>GCA131.1E</b>	Rotary actuator, 18 Nm, AC 24 V, 3-position, spring return for emergency position (power failure)	CM2N4613			X				
<b>GQD121.1A</b>	Rotary actuator, 2 Nm, AC 24 V, 2-position, spring return for emergency position (power failure) (RXA)	CE1N4605			X				
<b>GMA121.1E</b>	Rotary actuator, 7 Nm, AC 24 V, 2-position, spring return for emergency position (power failure) (RXA)	CM2N4614			X				
<b>GCA121.1E</b>	Rotary actuator, 18 Nm, AC 24 V, 2-position, spring return for emergency position (power failure) (RXA)	CM2N4613			X				
<i>VAV compact controller</i>									
<b>GDB181.1E/3 / GLB181.1E/3</b>	VAV Compact controllers, consisting of differential pressure sensor and configurable digital controller, rotary actuator, 5/10 Nm, AC 24 V, DC 0 ... 10 V / 3-position	CM2N3544				X	X	X	X

\*) INT: see CLC and. VAV as suitable

#### Accessories

<b>RXZ01.1</b>	LONWORKS® bus terminator 52.3 Ω	CA2N3861
<b>RXZ02.1</b>	LONWORKS® bus terminator 105 Ω	CA2N3861
<b>RXZ03.1 (discontinued)</b>	LONWORKS® point coupler (for Version 1 plants only) For Version 2 see <a href="#">Knowledge Base article Nr. 650</a>	CA2N3849
<b>RXZ10.1</b>	Cable set for RXT10.3	see CA110669
<b>RXZ20.1</b>	Terminal covers for RX...20.1, RX...21.1 and RX...22.1	
<b>RXZ30.1</b>	Terminal covers for RXC30.1	
<b>RXZ40.1</b>	Terminal covers for RXC40.1 and RXC41.1	
<b>SEA45.1</b>	Current valve, AC 24 V, AC 24 V PWM, 0.4 ... 10 kW	CM1N4937
<b>UA1T</b>	Power amplifier for thermic valve actuators	CA2N3591
-----	Air filter for RXC32.1 controllers	see CA2N3845

#### Repeaters, routers, line couplers, bus supplies

See recommended devices on the intranet!

#### DESIGO RX, further documentation

Technical manual and applications library RXA	CA2A3889
Technical manual and applications library RXB (EIB) for CC-01, FC-06, VV-01	CA2A3899
Technical manual and applications library RXB (KNX) for CC-02, , FC-08, FC-09FC-10, FC-11, FC-12	CM110389
Technical manual and applications library RXL for CC-02, FC-10, FC-11, FC-12	CM110789
Applications library RXC V1	CA1Z3810
Applications library RXC V2	CA110300
Planning and installation manual RXC V1	CA1Z3800
Planning and installation manual RXC V2	CA110330

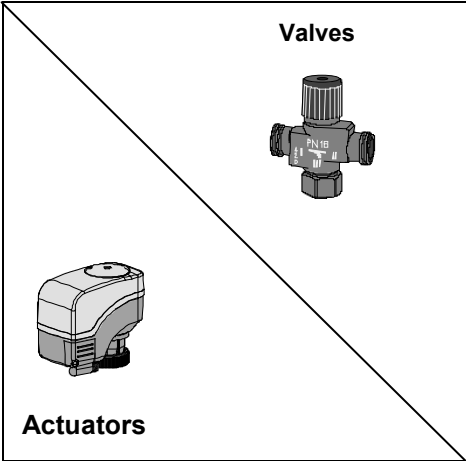























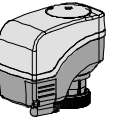





# Suitable valve actuators for RXA, RXB, RXL, depending on controller type and application


	RXA	RXB (旧型)	RXB	RXB	RXL
	FMC02 FMC02 FMC03 FMC04 FMC05 FMC08 FMC10 FMC10 FMC12 FMC18 FMC18 FMC20 FMC20	CLC02 FMC02 FMC04 FMC08 FMC20 VAV01	FMC02 FMC03 FMC04 FMC05 FMC08 FMC20	RAD01 CLC01 CLC02 FMC02 FMC03 FMC03 FMC04 FMC04 FMC05 FMC08 FMC08 FMC10 FMC12 FMC18 FMC20	RAD01 CLC01 CLC02 FMC02 FMC03 FMC03 FMC04 FMC04 FMC05 FMC08 FMC08 FMC10 FMC12 FMC18 FMC20
<b>Actuator type coil</b>					
STE71	♦ ♦ ♦ ♦ ♦ ♦ ♦ ♦ ♦ ♦	♦ ♦ ♦ ♦ ♦ ♦ ♦ ♦ ♦ ♦	♦ ♦ ♦ ♦ ♦ ♦ ♦ ♦ ♦ ♦	♦ ♦ ♦ ♦ ♦ ♦ ♦ ♦ ♦ ♦	♦ ♦ ♦ ♦ ♦ ♦ ♦ ♦ ♦ ♦
STE72	♦ ♦ ♦ ♦ ♦ ♦ ♦ ♦ ♦ ♦	♦ ♦ ♦ ♦ ♦ ♦ ♦ ♦ ♦ ♦	♦ ♦ ♦ ♦ ♦ ♦ ♦ ♦ ♦ ♦	♦ ♦ ♦ ♦ ♦ ♦ ♦ ♦ ♦ ♦	♦ ♦ ♦ ♦ ♦ ♦ ♦ ♦ ♦ ♦
STA71 - STA72E / STA73	♦ ♦ ♦ ♦ ♦ ♦ ♦ ♦ ♦ ♦	♦ ♦ ♦ ♦ ♦ ♦ ♦ ♦ ♦ ♦	♦ ♦ ♦ ♦ ♦ ♦ ♦ ♦ ♦ ♦	♦ ♦ ♦ ♦ ♦ ♦ ♦ ♦ ♦ ♦	♦ ♦ ♦ ♦ ♦ ♦ ♦ ♦ ♦ ♦
STP71 - STP72E / STP73	● ● ● ● ● ● ● ● ● ●	● ● ● ● ● ● ● ● ● ●	● ● ● ● ● ● ● ● ● ●	● ● ● ● ● ● ● ● ● ●	● ● ● ● ● ● ● ● ● ●
3rd party thermic	♦ ♦ ♦ ♦ ♦ ♦ ♦ ♦ ♦ ♦	♦ ♦ ♦ ♦ ♦ ♦ ♦ ♦ ♦ ♦	♦ ♦ ♦ ♦ ♦ ♦ ♦ ♦ ♦ ♦	♦ ♦ ♦ ♦ ♦ ♦ ♦ ♦ ♦ ♦	♦ ♦ ♦ ♦ ♦ ♦ ♦ ♦ ♦ ♦
SQS81	♦ ♦ ♦ ♦ ♦ ♦ ♦ ♦ ♦ ♦	♦ ♦ ♦ ♦ ♦ ♦ ♦ ♦ ♦ ♦	♦ ♦ ♦ ♦ ♦ ♦ ♦ ♦ ♦ ♦	♦ ♦ ♦ ♦ ♦ ♦ ♦ ♦ ♦ ♦	♦ ♦ ♦ ♦ ♦ ♦ ♦ ♦ ♦ ♦
SSA81 (RX_39: SSA61)	♦ ♦ ♦ ♦ ♦ ♦ ♦ ♦ ♦ ♦	♦ ♦ ♦ ♦ ♦ ♦ ♦ ♦ ♦ ♦	♦ ♦ ♦ ♦ ♦ ♦ ♦ ♦ ♦ ♦	♦ ♦ ♦ ♦ ♦ ♦ ♦ ♦ ♦ ♦	♦ ♦ ♦ ♦ ♦ ♦ ♦ ♦ ♦ ♦
SSB81 (RX_39: SSA61)	♦ ♦ ♦ ♦ ♦ ♦ ♦ ♦ ♦ ♦	♦ ♦ ♦ ♦ ♦ ♦ ♦ ♦ ♦ ♦	♦ ♦ ♦ ♦ ♦ ♦ ♦ ♦ ♦ ♦	♦ ♦ ♦ ♦ ♦ ♦ ♦ ♦ ♦ ♦	♦ ♦ ♦ ♦ ♦ ♦ ♦ ♦ ♦ ♦
SSD81 (RX_39: SSA61)	x x x x x x x x x x	x x x x x x x x x x	x x x x x x x x x x	x x x x x x x x x x	x x x x x x x x x x
SSC81	♦ ♦ ♦ ♦ ♦ ♦ ♦ ♦ ♦ ♦	♦ ♦ ♦ ♦ ♦ ♦ ♦ ♦ ♦ ♦	♦ ♦ ♦ ♦ ♦ ♦ ♦ ♦ ♦ ♦	♦ ♦ ♦ ♦ ♦ ♦ ♦ ♦ ♦ ♦	♦ ♦ ♦ ♦ ♦ ♦ ♦ ♦ ♦ ♦
SSP81 (RX_39: SSA61)	♦ ♦ ♦ ♦ ● ♦ ♦ ♦ ♦ ♦	♦ ♦ ♦ ♦ ● ♦ ♦ ♦ ♦ ♦	♦ ♦ ♦ ♦ ● ♦ ♦ ♦ ♦ ♦	♦ ♦ ♦ ♦ ● ♦ ♦ ♦ ♦ ♦	♦ ♦ ♦ ♦ ● ♦ ♦ ♦ ♦ ♦
Motoric bus	♦ ♦ ♦ ♦ ♦ ♦ ♦ ♦ ♦ ♦	♦ ♦ ♦ ♦ ♦ ♦ ♦ ♦ ♦ ♦	♦ ♦ ♦ ♦ ♦ ♦ ♦ ♦ ♦ ♦	♦ ♦ ♦ ♦ ♦ ♦ ♦ ♦ ♦ ♦	♦ ♦ ♦ ♦ ♦ ♦ ♦ ♦ ♦ ♦
3rd party motoric	♦ ♦ ♦ ♦ ♦ ♦ ♦ ♦ ♦ ♦	♦ ♦ ♦ ♦ ♦ ♦ ♦ ♦ ♦ ♦	♦ ♦ ♦ ♦ ♦ ♦ ♦ ♦ ♦ ♦	♦ ♦ ♦ ♦ ♦ ♦ ♦ ♦ ♦ ♦	♦ ♦ ♦ ♦ ♦ ♦ ♦ ♦ ♦ ♦
3rd party El.Mech	♦ ♦ ♦ ♦ ♦ ♦ ♦ ♦ ♦ ♦	♦ ♦ ♦ ♦ ♦ ♦ ♦ ♦ ♦ ♦	♦ ♦ ♦ ♦ ♦ ♦ ♦ ♦ ♦ ♦	♦ ♦ ♦ ♦ ♦ ♦ ♦ ♦ ♦ ♦	♦ ♦ ♦ ♦ ♦ ♦ ♦ ♦ ♦ ♦
<b>Actuator type radiator</b>					
STE71		♦		♦ ♦ ♦	♦ ♦ ♦
STE72					
STA71 - STA72E / STA73		●		● ● ●	● ● ●
STP71 - STP72E / STP73				♦ ♦ ♦	♦ ♦ ♦
3rd party thermic				♦ ♦ ♦	♦ ♦ ♦
SQS81				♦ ♦ ♦	♦ ♦ ♦
SSA81				♦ ♦ ♦	♦ ♦ ♦
SSB81				♦ ♦ ♦	♦ ♦ ♦
SSD81				x x x	x x x
SSC81				♦ ♦ ♦	♦ ♦ ♦
SSP81				♦ ♦ ♦	♦ ♦ ♦
Motoric bus				♦ ♦ ♦	♦ ♦ ♦

- Key:**
- Recommended
  - ◆ Default in tools (but not recommended) (RXA: Only thermic or motoric can be set by means of DIP switches)
  - ♦ Selectable in tools (RXA: Only thermic or motoric can be set by means of DIP switches)
  - x Not selectable in tools → select 3rd party motoric
  - STE71 Discontinued

# Actuators and valves

		Radiator valves	Small valves			Combi valves			Old valves	
		VDN..., VEN..., VUN...  Pull  	V...P45.. ≤ 6.3 m³/h  Push Equal % 0.25...25 m³/h  	V..P47.. V..P47..S  Push, Linear 0.25...4 m³/h  	VD..CLC  Pull, for chilled ceiling 1.4 ... 2.6 m³/h  	VPI45..., VPI45...Q  Push, Linear 90...3'000 l/h  	VPI46..., VPI46...Q  Pull, Linear 30...1330 l/h  	VPD..., VPE...  Pull, for chilled ceiling 25...485 l/h  	VMP43. (Old)  Push  -	2W, 3W, 4W (Old)  Push  -
Thermic	STA73 Pull 105 N  	X			X		X	X		
	STP73 Push 105 N  			X						+ AL100 
Motoric	SSA81... SSA61... Pull 100 N  	X		NOT!	X		X	X		
	SSB81 SSB61 Push 200 N  		X						X	
	SSD81 SSD61 Push 250 N  					X	X			

Valves 		Radiator valves 	Small valves			Combi valves			Old valves			
			V...P45.. ≤ 6.3 m³/h Push Equal % 0.25...25 m³/h 	V..P47.. V..P47..S Push, Linear 0.25...4 m³/h 	VD..CLC Pull, for chilled ceiling 1.4 ... 2.6 m³/h 	VPI45..., VPI45...Q Push, Linear 90...3'000 l/h 	VPI46..., VPI46...Q Pull, Linear 30...1330 l/h 	VPD..., VPE... Pull, for chilled ceiling 25...485 l/h 	VMP43. (Old) Push -	2W, 3W, 4W (Old) Push -		
<b>Actuators</b> 	<b>Motoric</b>											
	SSC81 SSC61 Push 300 N 		X								X	
	SSP81.. SSP61.. Push 160 N 			X								+ AL100 
5WG1 562-7AB02 *) Push / Pull 120 N KNX S-Mode 	X Set actuator to Pull!		X Set actuator to Push!	X Set actuator to Pull!		X Set actuator to Pull!	X Set actuator to Pull!				+ AL100 	

SQS81... (Old)									X	
STA71 (...E) (Old)	X			X						
STA72E (Old)	X			X						
STE71.1 (Old)										
STP71 (...E) (Old)			X							+ AL100 <sup>1)</sup> 
STP72E (Old)			X							T..W
STE72 (Old)			X							

\*) Order number: Siemens ET

<sup>1)</sup> Adapter AL100 available

